



Online and Computer-Based Mock Test Guide

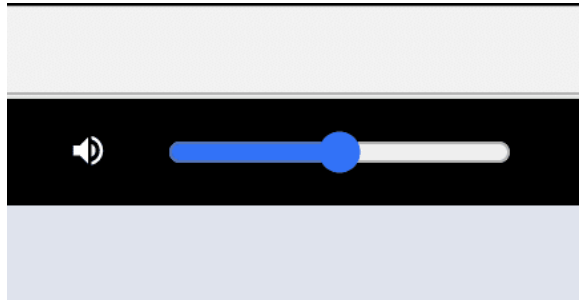
Test Rules:

- Use a display of 13 inches or larger.
- Use only Chrome or Edge browsers.
- Have Windows 10 or macOS 11 or later installed.
- Headphones or speakers are required for the Listening section.
- It is recommended to use a physical keyboard and mouse.
- After each skill, the next skill will start automatically and immediately.
- Read the test participation rules before starting the test.
- You can control the volume through the top-left bar of the screen.
- Make the screen Full Screen at the start of the test.
- Do not close the browser tab or turn off the computer.

Pre-Test Information:

- The Listening skill takes about 30 minutes.
- The Reading and Writing sections take approximately one hour.
- At the end of the Listening section, you have only 2 minutes to check your answers (similar to the computer-based IELTS test).
- Try to answer all questions (the test has no negative marking).
- You are only allowed to have white paper, a pencil, an eraser, and a sharpener on your desk.
- During the test, you can highlight or take notes by selecting a phrase.
- You can test the sound for the Listening section before the test.
- After the test, the scores for the Listening and Reading sections will be displayed.
- Immediately after completing all three skills, you will receive an email with a detailed test report.

- Ability to adjust the volume with the tool at the top-right of the screen.

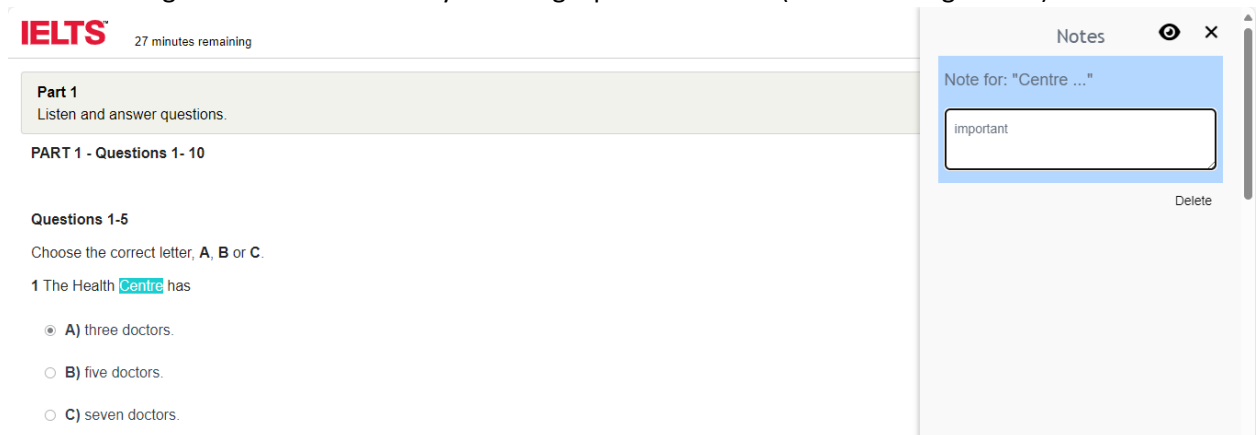


- Highlighting: Select a part of the text to choose the Highlight option (no need to right-click).

2 The woman says her previous doctor

A) had a large number of colleagues.

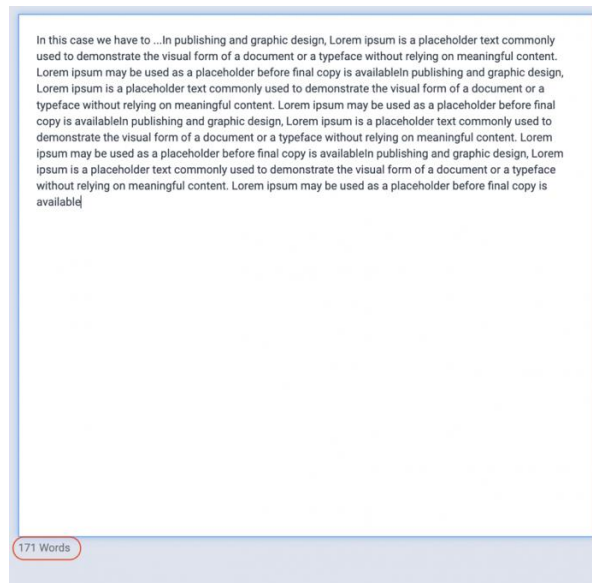
- Note-taking: You can add a Note by selecting a part of the text (no need to right-click).



- To view the note again, click on the note icon at the top-right of the screen.
- To clear a highlight, click on it and select Clear.
- To delete notes, you can select the Delete option under each Note.
- The color of unanswered question numbers is gray, and it changes to green when answered.

Part 1 1 2 3 4 5 6 7 8 9 10

- You can use zoom in and zoom out to customize the page size (it is recommended to keep the default settings for better display).
- In the Writing section, you can see the word count at the bottom left.



- The duration of each skill in the test is displayed at the top of the screen as a countdown and turns red in the last 10 minutes.



- Immediately after the test, the scores for the Listening and Reading sections will be displayed.

If you need any further assistance, feel free to ask!